



# Nursery Topic Web- Autumn 1: Settling into my New School



## Focus Books this half term:





Say hello to our new friends and learn their names.  
 Learn how to play in the areas we have in nursery.  
 Talk about what activities you like to do at school.  
 How do you feel about coming to school?  
 Getting used to school routines and learn our mantra  
**“Choose it. Use it. Put it away.”**  
 Talk to your child about what they do at school each day. What do they like to play with? Who are their friends?



Timothy Pope likes to go to the park. What do you like to do out of school?

Please upload videos or photos of your child's learning at home onto Class Dojo. We love to see what they have been doing at home.




- Use mirrors to help talk about what you look like. Look at skin, eye and hair colour/length/texture.



What do I look like?  
 What do my friends look like?

- Name parts of the body – eyes, ears, nose, mouth, face, legs, feet, head, knees, toes, arm, hands, fingers



Talk about myself and my family.



Who is in my family?  
 Who do I live with?  
 Mum, dad, brother, sister, grandma, grandad, auntie, uncle, cousin, pets

Where do I live?  
 What is my address?  
 What does my house look like?  
 What rooms does my house have?

Bedroom, living room, bathroom, kitchen, upstairs, downstairs, garden

Sing a range of Nursery Rhymes at home.



## Personal, Social and Emotional Development:


### We will be learning to:

- Leave our grownups at the door and come into nursery happily.
- Become familiar with class rules and routines – follow our visual timetable
- Learn to 'Choose it. Use it. Put it away.'
- Learn to line up and sing our lining up song
- Learn to sing our stop song, 'Everybody. Stop and listen.'
- Learn to how to play with others, share equipment with friends and take turns during activities.



## Mathematics:

- Learn to use our self-registration board using a 5 frame.
- Ask 'What do you notice? What do you see?'
- Vocabulary: Full, empty, more,  
Learn subitising skills



- Vote for our book of the day using cubes.
- Compare the cube towers.  
Which one has more?  
Which tower is tallest?  
Which book will win?

## Expressive Arts and Design:

- Learn how to use paint brushes, put the brushes back into the correct pots, put pictures onto the drying rack and clean our hands and workspaces
- Paint a picture of themselves
- Experience using different media
- Sing nursery rhymes and songs
- Begin to make believe by pretending through a variety of small world play and the home corner



Let your child have plenty of opportunities to get creative at home with chinks, paints, pens and collage. This will help their fine motor skills.



## Physical Development:

### Gross Motor Skills:

#### We will be learning to:

- Use the toilet and wash hands independently.
- Put on our own coat and hang it on our peg
- Put on own apron
- Wipe and blow our own noses. Put our tissues in the bin
- and wash and dry our hands



Please help your child at home by encouraging them to dress themselves, put on their own coats and shoes.



### Fine Motor Skills:

We will be taking part in a variety of activities designed to develop the muscles in our hands, fingers and thumbs. These include:


- Daily Dough Disco
- Cutting activities – holding scissors correctly and using them to snip
- Finger Gym activities such as threading and mark making

### Squiggle Whilst You Wiggle

- We will work on the up, down and side to side move

## Literacy: Reading and Writing:

- Listen to and join in with chosen stories, rhymes, and songs from our special story suitcase.. These will be read several times so that the children become familiar with them and can join in.
- There will be a big focus on learning new vocabulary. Adults will model any new vocabulary within the provision and encourage the children to use it themselves.
- Children will notice how their name looks and find the initial letter themselves.
- Children will always have mark making opportunities around nursery. This includes using a variety of mark making equipment such as pens, chinks, crayons, paints salt, glitter, brushes and water
- The children will begin 'Squiggle whilst you Wiggle' and focus on the 'Up and down' and 'side to side' movement
- The children will start Little Wandle-Foundations for Phonics



Please share your favourite books at home with your child so that they develop a love for books and listening to stories.



## Communication and Language:

- Learn the names of my teachers, my new friends and my class name.
- Talk about what I like
- Talk about myself and my family
- Develop listening and language skills through our topic related stories
- Learn a range songs and rhymes including our 'Hello' song.

Listen to some nursery rhymes at home.

<https://www.bbc.co.uk/teach/school-radio/nursery-rhymes-songs-medleys/zf2792p>



## Understanding the world:

- The children will spend this half term settling in. They will have time to learn about our nursery environment and explore it.
- Learn about our rules, routines and the expectations we have in our school.
- Learn about each other; our likes and dislikes and we will learn how to be together in the same environment so that we can develop a calm and purposeful learning atmosphere.
- We will share our 'All about me' booklets so that we can learn more about each other, including our names and about our families
- Learn about ourselves and our families..

