

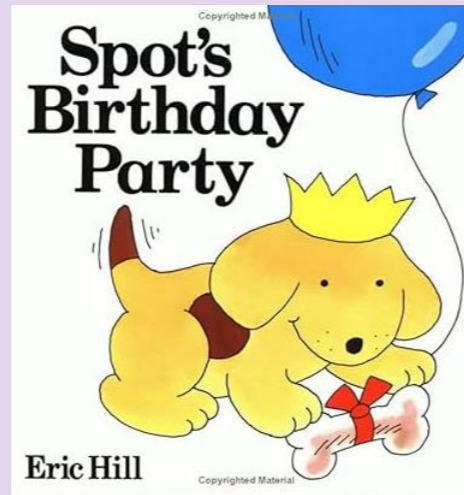


Nursery Topic Web-Autumn 2: Celebrations



Key Books this term:

What is a celebration?



What is a celebration?
What is Bonfire night? What do we do to celebrate? Do we all celebrate Bonfire night? Who do you celebrate with?



What did Spot celebrate in the story? Do you celebrate your birthday? How do you celebrate? Who do you celebrate with? How old are you? How old will you be on your next birthday?



Do you celebrate Diwali? What happens during this festival? Do you know the Diwali story? Can you make a Diya lamp? Can you make a Rangoli pattern?



Do you celebrate Christmas? How does your family prepare for Christmas? What is Advent? Do you know The First Christmas story?



Please upload videos or photos of your child's learning at home onto Class Dojo. We love to see what they have been doing at home.



What festivals do you and your family celebrate at home?



We will continue to talk about how special we are and the things we celebrate together as families. Bring in a photo of your family to school. This will help your child to talk about their family.




Vocabulary:

Celebration, celebrate, family, Festival, celebration, special, Bonfire, fireworks sounds:- bang, pop, whoosh, whizz!
Birthday: party, cake, candles, presents
Diwali: Diya light, Rangoli, pattern,
Christmas: Nativity, Advent, Mary, Joseph, Shepherds, Kings, Donkey, Journey, Bethlehem, stable, Kings, star, Camel, Gold, Frankincense, Myrrh,

Personal, Social and Emotional Development:

We will be learning to:

- Welcome our new friends into nursery and help them with our daily routines.
- New children will learn to leave their grown ups at the door.
- Continue to follow our class routines and follow our vis timetable
- Use our 'Choose it. Use it. Put it away' mantra to help us respect our things and to keep our classroom tidy
- Continue to line up and sing our lining up song
- Learn to share equipment with friends and take turns during activities
- Learn to use our words to help us with sharing and turn taking.



Mathematics:

- Sort by colour, shape and size
- Continue to use our self-registration board to learn about 5 frames. 'What do you notice?' What do you see?'
- Subitising up to 3
- Say one number for each item in order: 1,2,3,4,5
- Sing counting songs and rhymes
- Know that the last number reached when counting a small set of objects tells you how many there are in total
- Show 'finger numbers' up to 5
- Extend and create ABAB patterns
- Notice and correct an error in a repeating pattern

Expressive Arts and Design:

- Draw a picture of my family
- Experience using different media
- Sing nursery rhymes and songs
- Begin to make believe by pretending through a variety of small world play and the home corner
- Make firework pictures
- Make a Diva lamp for Diwali
- Learn and perform some Christmas songs on stage for our Nativity.

Physical Development:

Gross Motor Skills:

We will be learning to:

- Use the toilet and wash hands independently.
- Put on our own coat and hang it on our own peg
- Put on our own shoes and wellies
- Wipe our own noses. Put tissues in the bin and wash our hands.
- Use the climbing frame and the large construction blocks outside.
- Fit Friday activities–music and movement activities, P.E and yoga



Please help your child by ensuring they have NO LACES or BUCKLES on their shoes.



Fine Motor Skills:

We will be taking part in a variety of activities designed to develop the muscles in our hands, fingers and thumbs. These include:

- Dough Disco–Exercises to strengthen finger muscles
- Mark making in different mediums: gloop, cornflour, mud, glitter
- Cutting activities – holding scissors correctly and using them to snip
- Finger Gym activities



Literacy: Reading & Writing:

Introduce Little Wandle 'Foundations for Phonics:'

- Daily activities focussing on tuning into sounds, oral blending, Phase 1 Rhyme Time activities and Foundations for a Love of Reading



Please share a book with your child every day to develop a love of reading.



- Recognise the 'special letter' from your name and begin to recognise your name
- Enjoy mark making freely
- Explore using a variety of mark making equipment e.g pens, chinks, crayons, paints salt, glitter, brushes and water
- Take part in Squiggle Wiggle to practise the up and downside to side, crossover and circle movements
- Form the special letter

In my name



Let your child have plenty of opportunities to get creative at home with chinks, paints, pens and collage. This will help their fine motor skills.



Communication and Language:

- Learn the names of my teachers, my new friends and my class name.
- Talk about myself and my family
- Develop listening and language skills through our topic related stories
- Learn a range of nursery rhymes, songs and poems. We will be using Little Wandle and Poetry Basket.

<https://www.littlewandlelettersandsounds.org.uk/resources/for-parents/#tabnametabNurseryRhymes-Videos>



Listen to some nursery rhymes at home.

Understanding the world:

- Continue to talk about our families and how we should celebrate all being different and special.
- Who is in my family? What do we celebrate?
- Learn about celebrations–including those that we do not celebrate in our families.
- Including Halloween, Bonfire Night, Diwali, Christmas, Hannukah, Birthdays

